

LINITOP®

PROTECT CHALETS




Gelified softwood saturating oil for chalets, weatherboarding,...



EXTERIOR



priority to wood

Description	Water-based gelified saturating oil for chalets and outdoor weatherboarding. Protects and preserves the natural appearance of the wood.
Classification	Family 1 - Class 4a/7b2 (according to classifications NBT 22-003 and NFT 36-005).
Properties	<ul style="list-style-type: none"> • Matt appearance. • Water based. • Gelified formula: does not run. • Increased UV protection: excellent resistance to bad weather. • Long term performance. • Non-film forming. Does not flake. • Easy application. • Odourless. Fast-drying. • Available as colourless or coloured.
Basic uses	<ul style="list-style-type: none"> • Resinous wood, pressure treated or otherwise: larch, red cedar, spruce..., broadleaved and thermo-heated wood. • Exposed vertical outdoor wood: chalets, weatherboarding, shutters, doors, frames, railings, fencing...
Characteristics	<p> <ul style="list-style-type: none"> • Composition: Acrylic and alkyd resins. • Density (at +20°C): 0.980 ± 0.05. • Flash point: Not classified as inflammable. • Viscosity: Gelified. • Solid content: 27% ± 2. • VOC: EU limit value for this product (cat A/e): 130 g/l (2010). This product contains a maximum of 130 g/l VOC. </p> <p> <ul style="list-style-type: none"> • Packaging: 0.75 l and 2.5 l. • Shelf life: At least 2 years in the unused closed original packaging. • Storage conditions: Keep away from frost and high temperatures. • Appearance in the can: Gelified. • Appearance of the dry product: Satin/matt. </p> <p> <ul style="list-style-type: none"> • Colours: <div>  Colourless  Medium oak  Dark oak </div> • Tools: Brush, roller, spray gun. • Dilution: Ready to use. • Cleaning of the tools: Water + detergent. • Conditions of application: Respect the conditions and instructions stipulated by the product manufacturer. Do not apply at an ambient temperature of less than +10°C or greater than +30°C. • Coverage: 10 to 15 m²/l per coat. • Drying (data at +20°C and 50 % relative humidity): 24 - 48 h. • Safety: Refer to the safety data sheet and the text given on the packaging, in accordance with the applicable legislation. </p>

Surface preparation

- The wood must be dry, clean, in sound condition, free of millglaze, properly prepared (degrease, sand, dust off) and whose usage, nature, quality, treatments and preparation comply with the applicable standards and DTU (DTU 59.1).
 - The inspection and preparation of the surface are the responsibility of the user.
 - On new wood (or wood made bare) that is not durable and has not been treated with a preservative, it is recommended first treating it with an insecticide, fungicide and anti-blue stain agent. Consult us.
- Depending on the surface and its condition, follow the instructions below.

New wood:

- If the new wood presents a glazed surface (which interferes with the penetration of the product), and to limit the risks of deformation, in particular for pressure treated wood, apply a coat of Woodprim* immediately after fitting the wood.
- Allow to act for 6 months before applying Protect Chalets.
- The same if the wood has a moisture level greater than 18% (pressure treated wood).

Untreated darkened greyed wood:

- Clean the wood with pure Wood Cleaner*.

Previously oiled darkened greyed wood:

- Remove the oil with the Wood Oil Cleaner* + Wood Cleaner* system.

Previously stained, varnished or painted wood:

- Strip or sand.

NB: If necessary after cleaning (Wood Cleaner*) or removing oil (Wood Oil Cleaner*), sand the wood with grit 120.

Recommendations before application

- Shake the product well. Ready for use.
- Apply in the direction of the wood fibres, on wood free of any protective treatment/coating.
- Protect everything that does not have to be treated.
- Depending on the condition of the surfaces, follow the instructions of the "Surface preparation" section. The wood must be clean and dry before applying Protect Chalets (3 days of dry weather - max. moisture of the wood 18%).
- Before starting check the chosen colour on a small area.
- Apply between +10°C and +30°C. Do not apply in direct sunlight or on very hot or cold wood and/or if rain is expected within 48 h.
- Do not allow to dry between coats.
- If a spray gun is used, smooth with a brush as you go along.

Directions for use

- Shake before and during application.
- Apply a generous coat of Protect Chalets.
- Allow the product to penetrate for 15-30 minutes depending on atmospheric conditions.
- Without allowing to dry between coats (first coat still wet), repeat the operation until the surface is saturated (rejection by the wood).
- Once well saturated (10/15 minutes after application of the last coat), always brush or wipe off the excess product to avoid any trace of shininess when dry.
- A milky appearance may form during application. It will disappear after a few minutes.
- Never sand between coats.

Advice of the professionals

- The colourless can be coloured with a universal colouring (consult us).
- Always work from top to bottom.
- Always finish at a slat or a natural break such as a door or window.

Maintenance

- When the wood lightens and starts to turn a light grey colour (fading from bad weather), proceed to maintenance.
- Work on a clean and dry surface.
- For areas that require it, apply one or two coats of Protect Chalets according to the above recommendations.

* same manufacturer

For further help or advice please contact us on:
Belgium: +32 (0)10 420090 - 0800 95549
France: +33 (0)1 60 86 48 70
or consult our site: www.linitop.com

This notice cancels and replaces all previous notices on the same product. The advice provided, in particular on the maintenance, is only indicative and cannot substitute for an appropriate description of the nature and condition of the surface to be worked on. With technical developments continually occurring, it is for our customers to check, before application, with our services that this notice has not been replaced by a more recent edition.

LINITOP® is a trademark



Durieu S.A.
91070 BONDOUFLE - France
 T. +33 (0)1 60 86 48 70
 F. +33 (0)1 60 86 84 84
info@durieu.com
www.durieu.com

Durieu Coatings S.A. / N.V.
New Tech Center
Avenue Albert Einstein 2 A
1348 Louvain-La-Neuve
Belgique / België
 T. +32 (0)10 420 090
 F. +32 (0)10 420 099
info@durieucoatings.com
www.durieucoatings.com

0800 95 549